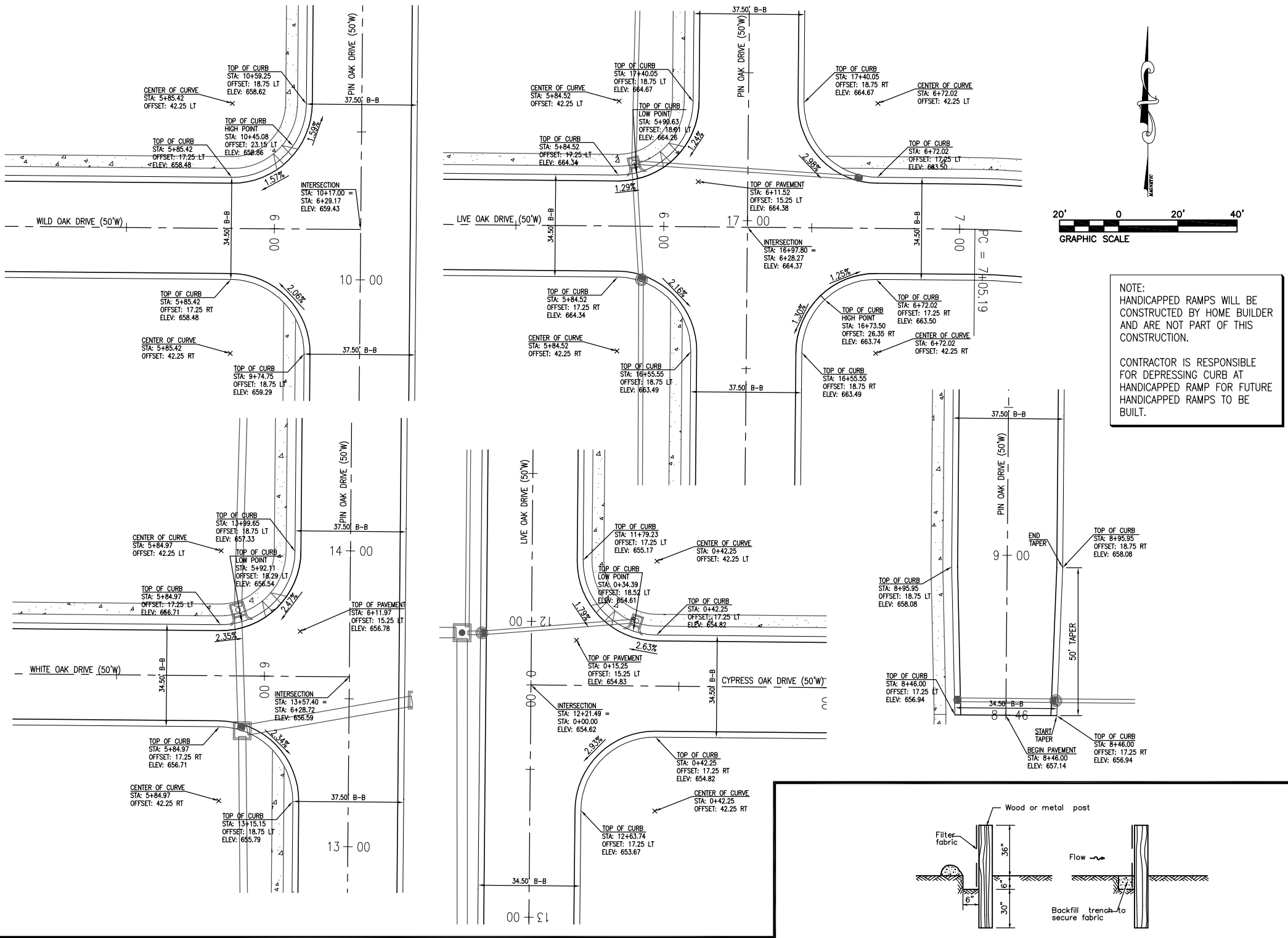


G:\SDSK\PRJ\060065\dwg\060065-WARP-01.dwg 8/23/2007 11:06:35 AM CDT



NOTE:  
HANDICAPPED RAMPS WILL BE  
CONSTRUCTED BY HOME BUILDER  
AND ARE NOT PART OF THIS  
CONSTRUCTION.  
  
CONTRACTOR IS RESPONSIBLE  
FOR DEPRESSING CURB AT  
HANDICAPPED RAMP FOR FUTURE  
HANDICAPPED RAMPS TO BE  
BUILT.

Item	Description	Unit	Quantity	Unit Price	Total Price
1.	<b>Earthwork</b>	Lump	Sum		
	Contractor to accommodate any adjustment in bid quantity based on the contractor's calculated balanced quantity through the unit price.				
2.	<b>Storm Sewer Structures</b>				
	Junction Box - Type B	Each	7		
	Junction Box - 3' X 3'	Each	2		
	Junction Box - 4' X 4'	Each	3		
	Junction Box - 5' X 5'	Each	4		
	Curb Inlet - Type A	Each	11		
	Curb Inlet - Type B	Each	13		
	Curb Inlet - 5' X 5'	Each	1		
	Open Throat Inlet 3' x 3'	Each	6		
	Open Throat Inlet 4' x 4'	Each	1		
	Yard Inlet - Type A	Each	3		
	Yard Inlet - Type B	Each	3		
	Yard Inlet - 3' X 3'	Each	1		
	Yard Inlet - 4' X 4'	Each	1		
	Yard Inlet - 5' X 5'	Each	1		
	4' X 4' Outflow Structure	Each	1		
3.	<b>Storm Sewer Pipe</b>				
	12" HDPE	L.F.	256.5		
	15" HDPE	L.F.	2195.5		
	15" RCP	L.F.	471		
	18" HDPE	L.F.	1041.5		
	18" RCP	L.F.	125		
	24" HDPE	L.F.	107.5		
	30" HDPE	L.F.	316		
	36" HDPE	L.F.	39.5		
	42" HDPE	L.F.	27.5		
	42" RCP	L.F.	414.5		
	42" RCP	Each	128.5		
	15" HDPE Flared End Section	Each	1		
	24" HDPE Flared End Section	Each	1		
	36" HDPE Flared End Section	Each	1		
	42" RCP Flared End Section	Each	1		
	Rock Backfill for Storm Sewer	Lump	Sum		
4.	<b>Sanitary Sewer</b>				
	Short Laterals	Each	24		
	Long Laterals	Each	29		
	8" PVC Sanitary Sewer	L.F.	3112		
	Pump Station	Each	1		
	Sanitary Sewer Manholes	Each	15		
	Sewer Mounds	Each	14		
	5' Diameter Sewer Storage Tank	L.F.	216		
	Clean Out	Each	1		
	Rock Backfill for Sanitary Sewer	Lump	Sum		
5.	<b>Watermains</b>				
	8" Watermain - C900	L.F.	3849		
	Water Service - Short	Each	32		
	Water Service - Long	Each	21		
	Fire Hydrant	Each	8		
	8" Valve	Each	13		
	Tee - 8" x 8" x 8"	Each	4		
	8" Cap	Each	6		
	45 Degree Elbow	Each	1		
	Rock Backfill for Watermain	Lump	Sum		
6.	<b>P.C.C. Street with Curb &amp; Gutter</b>				
	7" Pavement Thickness	S.F.	14500		
	4 Foot Wide P.C.C. Sidewalk	S.F.	18121		
	Rock Turn Around	Each	10		
7.	<b>Erosion Control Plan</b>				
	4' Wide Concrete Swale	L.F.	196.5		
	Silt Fence	L.F.	2,174		
	Rip Rap Dike	Each	1		
	Rip Rap CL A Grad RR3	S.Y.	30		
	Straw Bale Ditch Checks	Lump	Sum		
	Seeding, Mulching & Strawing	Lump	Sum		
<b>TOTAL FOR OAK VALLEY ESTATES FIRST ADDITION</b>					

**THOUVENOT, WADE & MOERCHEN, INC.**  
ENGINEERS • SURVEYORS • PLANNERS

CORPORATE OFFICE  
4940 OLD COLLINSVILLE RD.  
SWANSEA, ILLINOIS 62226  
TEL (618) 624-4488  
FAX (618) 624-6688  
corp@twm-inc.com

WATERLOO OFFICE  
113 SOUTH MAIN STREET  
WATERLOO, ILLINOIS 62298  
TEL (618) 939-5050  
FAX (618) 939-3938  
waterloo@twm-inc.com

ST. LOUIS OFFICE  
1001 CRAIG ROAD, SUITE 260  
ST. LOUIS, MISSOURI 63146  
TEL (314) 236-5052  
FAX (314) 872-2194  
stlouis@twm-inc.com

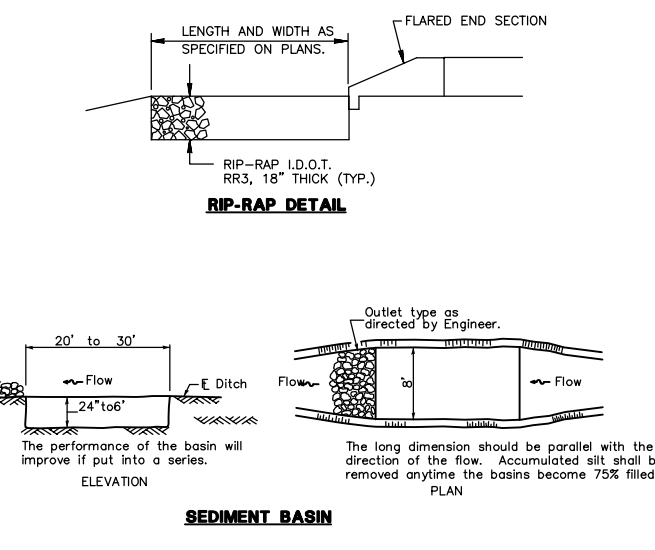
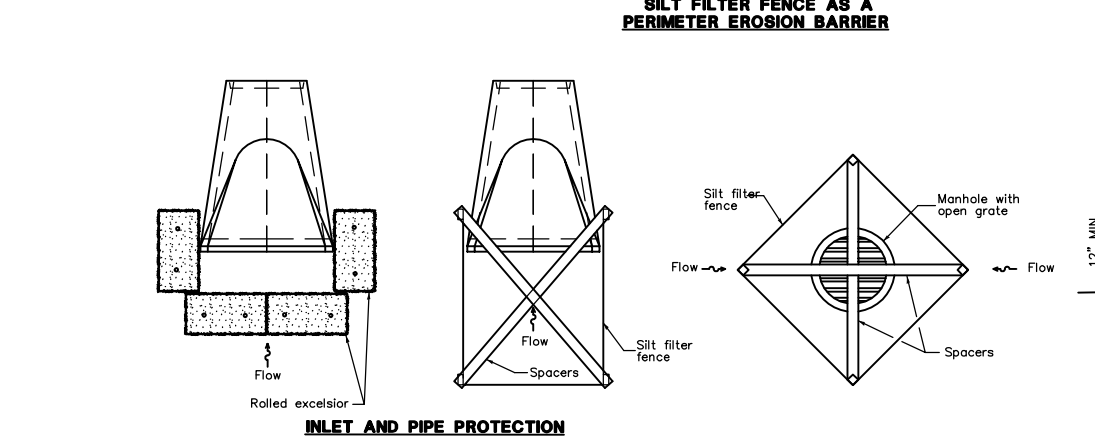
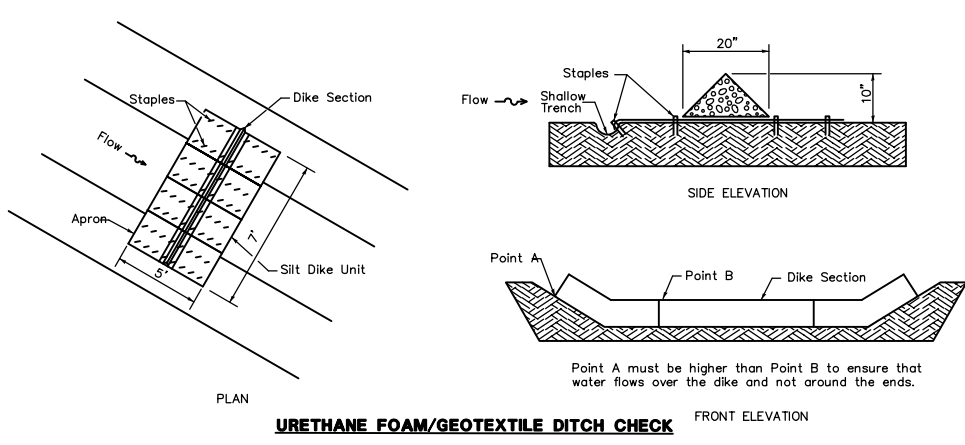
PROFESSIONAL REGISTRATIONS LICENSE NO.

ILLINOIS PROFESSIONAL DESIGN FIRM	184-001220
PROFESSIONAL ENGINEERING CORP.	62-035370
PROFESSIONAL STRUCTURAL ENGR. CORP.	81-005202
ILLINOIS PROF. LAND SURVEYING CORP.	048-000029
MISSOURI PROFESSIONAL ENGR. CORP.	NC 001528
MISSOURI LAND SURVEYING CORP.	NC 000346

SEAL

Signature: \_\_\_\_\_  
Signature Date: \_\_\_\_\_  
Expiration Date: \_\_\_\_\_

STATEMENT OF RESPONSIBILITY  
I hereby confirm that the document herein to be authenticated by my seal is restricted to this sheet, and I hereby disclaim any responsibility for all other drawings, specifications, estimates, reports or other documents or instruments relating to or intended to be utilized for any other part of the architectural, engineering or survey project.



**WARING INTERSECTION DETAILS AND EROSION CONTROL DETAILS**

OAK VALLEY ESTATES  
FIRST ADDITION  
CITY OF WATERLOO  
MONROE COUNTY, ILLINOIS

TITLE: \_\_\_\_\_ PROJECT: \_\_\_\_\_

CREATED ON: 8/23/2007

REV.	DATE	DESCRIPTION
1	10/16/07	REVISIONS PER JOINT PLAT MEETING ON 9/26/07

DRAWN BY: ALH SHEET 19

DESIGNED BY: \_\_\_\_\_

CHECKED BY: \_\_\_\_\_

APPROVED BY: \_\_\_\_\_

PROJECT NUMBER: D33060065 OF 23 SHEETS

ISSUED FOR REVIEW  RECORD DRAWING